WE ARE EXPLORERS!

Reception Spring Term 2 Curriculum Map

This half term, we are very excited to be developing our exploring skills.

We will start this topic by exploring an imaginary world up in the clouds through the story of Jack and the Beanstalk. We will also be planting our own beans and learning about what a plant needs to grow. We will be learning all about dinosaurs, including some key facts about different types of dinosaurs. We will also be celebrating STEM (Science, Technology, Engineering and Maths) Week with some very special guest visitors. Finally we will be exploring where we live, Planet Earth. We will be learning about where our planet is in the Solar System and our 'WonderDome' school visit will really support this learning. We will be spending time looking at different maps (e.g. the world, treasure maps) and creating our own maps. We will also be celebrating the Christian festival of Easter. Wow! It's going to be so busy and so much fun!

Developing a Love for Reading!

We endeavour to create a love of reading throughout our EYFS setting and in order to do this we will be exposing our children to a variety of different stories in our daily story times.
However these are some of the stories we will be reading as part of our taught carpet sessions linked to our topic 'What a Wonderful World'.





+









Rhymes of the Day!

Each day, we will have a new daily rhyme to sing. This may be a familiar nursery rhyme the children already know or something new that links closely to our topic.

Here are some of our rhymes we will sing this half term.

Zoom, Zoom, Zoom

(Teach as a spoken rhyme or make you your own tune)

Zoom, zoom, zoom,
We're going to the Moon.
Zoom, zoom, zoom,
We'll be there very soon.
5, 4, 3, 2, 1, blast off!

Zoom, zoom, zoom,
We're going to the Sun.
Zoom, zoom, zoom,
We're having lots of fun.
5, 4, 3, 2, 1, blast off!

Zoom, zoom, zoom,
We're going to a star.
Zoom, zoom, zoom,
It's really very far.
5, 4, 3, 2, 1, blast off!

The importance of nursery rhymes for the under 7's

Nursery rhymes play an important role in early childhood development and education. As well as being fun they are excellent teaching tools:

- Nursery rhymes and children's songs boost vocabulary and language development
- They help children to develop literacy skills
- They provide a fun way to support early numeracy skills
- Nursery rhymes help children to develop social, physical and emotional skills.

Five Little Peas

(Teach this as a spoken word rhyme, or choose your own tune.)

Five little peas in a pea pod pressed,
One grew, two grew and so did all the rest.
They grew and grew,
And did not stop.
Until one day,
The pod went POP!

Five Little Men in a Flying Saucer

Five little men in a flying saucer,
Flew round the Earth one day.
They looked left and right but they didn't like the sight,
So one man flew away.

Four little men in a flying saucer,
Flew round the Earth one day.
They looked left and right but they didn't like the sight,
So one man flew away.

Three little men in a flying saucer,
Flew round the Earth one day.
They looked left and right but they didn't like the sight,
So one man flew away.

Two little men in a flying saucer,
Flew round the Earth one day.
They looked left and right but they didn't like the sight,
So one man flew away.

One little man in a flying saucer,
Flew round the Earth one day.
He looked left and right but he didn't like the sight,
So one man flew away.



Dinosaur, Dinosaur

Dinosaur, dinosaur,
Turn around,
Dinosaur, dinosaur,
Stomp the ground.
Dinosaur, dinosaur,
Show your claws.
Dinosaur, dinosaur,
Snap your jaws.
Dinosaur, dinosaur,
Turn around.
Dinosaur,
dinosaur,
Sit back down!

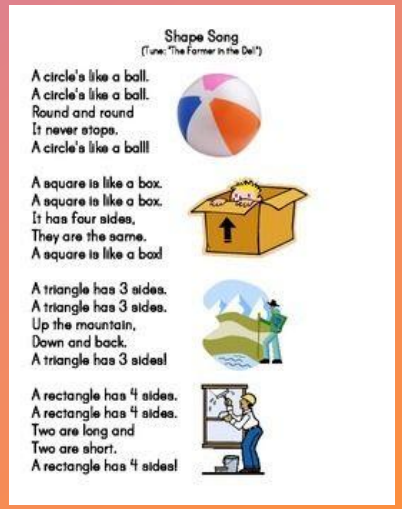

Shape Song

(Tune: 'The Farmer in the Dell')

A circle's like a ball.
A circle's like a ball.
Round and round
It never stops.
A circle's like a ball!

A square is like a box.
A square is like a box.
It has four sides,
They are the same.
A square is like a box!

A triangle has 3 sides.
A triangle has 3 sides.
Up the mountain,
Down and back.
A triangle has 3 sides!

A rectangle has 4 sides.
A rectangle has 4 sides.
Two are long and
Two are short.
A rectangle has 4 sides!

Personal Social and Emotional Development

We will continue to follow the Golden Rules and learning about the skills of developing special relationships. We will be thinking about the special relationships we have with our family, friends and community. We will also be thinking about ourselves as special people as we are all unique but we can have the same interests and likes/dislikes. We will continue to develop our listening and following instruction skills.

Physical Development

This half term we will be continuing to develop our Fundamental Movement Skills working on our coordination, balance and linking actions through Dance. We are going to be learning some basic steps of a traditional dance from another country (Samba from Brazil).

Communication and Language

We will be continuing to create lots of opportunities for the children to develop their speaking & listening skills. This may include sharing their weekend news, developing the use of key vocabulary for our topic, retelling familiar stories and talking about what they are doing/making/creating.

We will continue to practise remembering to wait for our turn when listening to others.

We will practise talking together in pairs, groups and as a whole class.

Within this topic, the themes might be a little abstract to the children. Through the use of stories, pictures, technology and language we will broaden their vocabulary and support their understanding.

Maths

We will continue to follow our Maths No Problem and RekenReks scheme where we will be:

- Exploring more and less and making comparisons
- How many in a whole and parts (composition of numbers)
- finding doubles
- Introducing odd and even numbers.

Please remember Maths No Problem and RekenReks uses a spiral approach to ensure depth of learning and secure understanding of key mathematical concepts.

Literacy

We will continue with our daily phonics lessons recapping on what we have learnt so far in Phase 3 including words with double letters, longer words, words with two or more digraphs, words ending in –ing, compound words, words with s /z/ in the middle, words with –s /s/ /z/ at the end and words with –es /z/ at the end. We will be reviewing all of the tricky words taught so far as well.
We will be continuing to use our phonic knowledge to read simple phrases and sentences made up of words with known letter–sound correspondences in our Let's Read sessions. We will be creating lots of opportunities for our children to use their phonic knowledge in their writing. In particular writing short sentences independently. We will be continuing to develop a love of reading through our daily story times.

Understanding the World

This topic enables us to explore the world we live in through various different avenues. We are able to learn all about where we live in England. During our sessions, we will be looking at maps of our local area, parks and the world. The children will also be planting their own bean and finding out what it needs to grow. We are really looking forward to STEM Week as well.
It is going to be very exciting!

Expressive Arts and Design

With a continued focus of communication, each classroom will continue to have their own role play area for the children to continue to develop their imaginary play skills. We will be encouraging them to take on different roles and continue a storyline within their play.

We will be exploring the sounds different musical instruments make and keep a steady beat whilst playing these instruments and copying a simple pattern/rhythm in our music sessions.